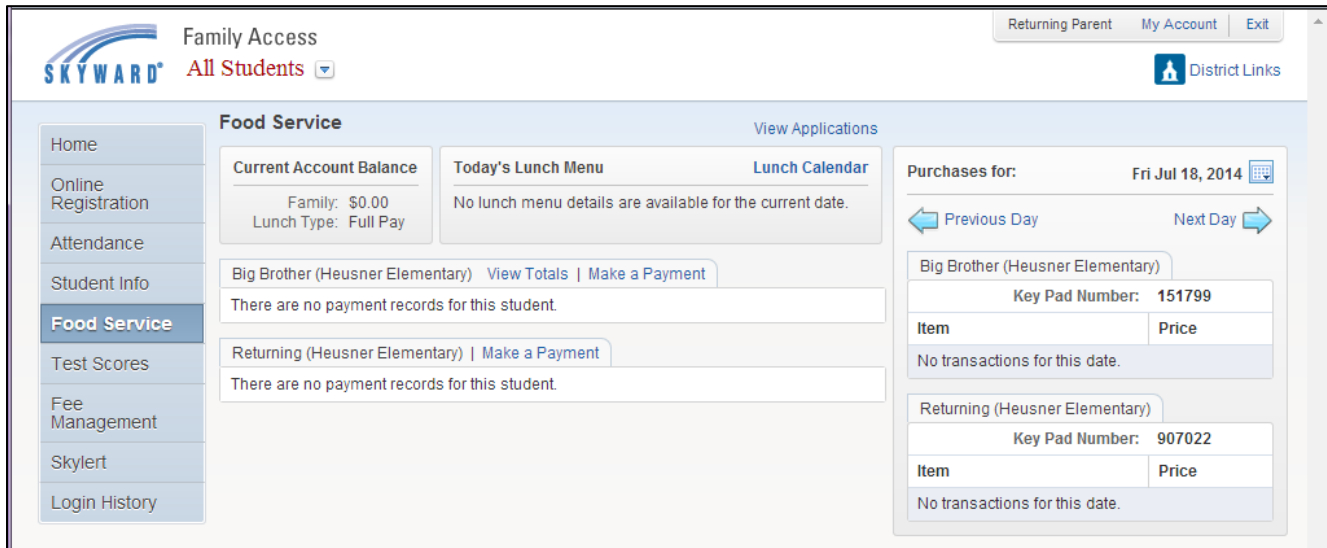


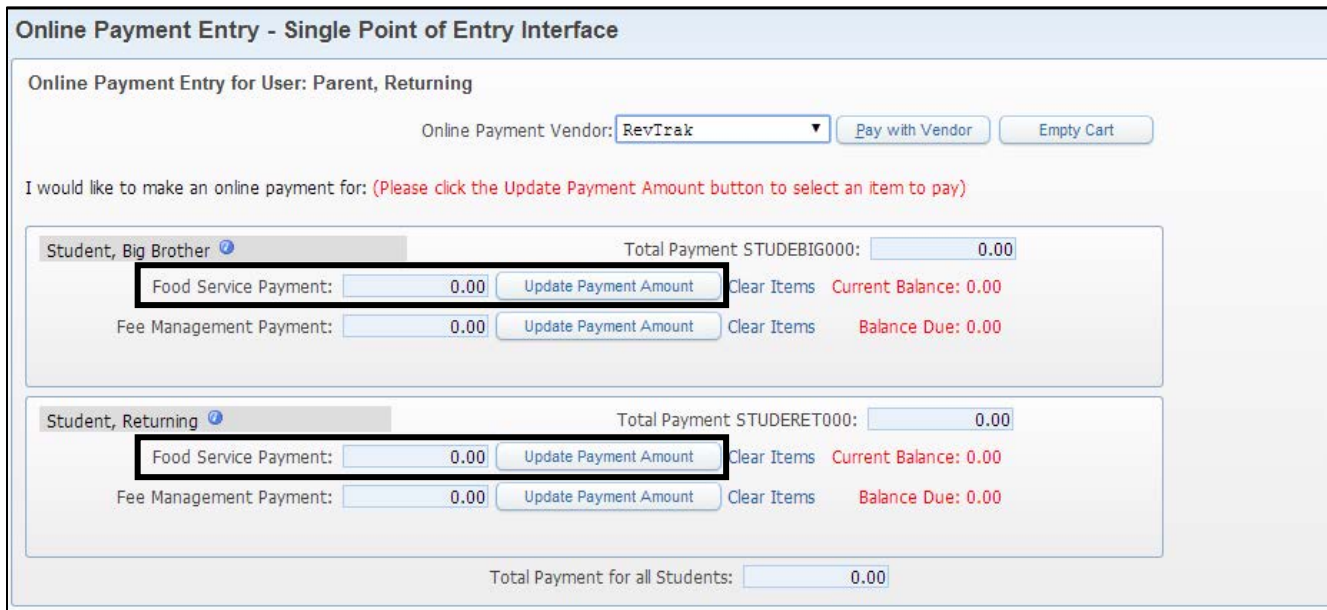
Food Service Payment

Log into Skyward Family Access and click on the Food Service Link on the left side of the page to make a food service payment. Your students will be listed on this screen.



The screenshot shows the Skyward Family Access interface. The top navigation bar includes 'Returning Parent', 'My Account', and 'Exit'. The main header displays 'Family Access' and 'All Students'. A left sidebar contains navigation links: Home, Online Registration, Attendance, Student Info, Food Service (highlighted), Test Scores, Fee Management, Skylert, and Login History. The 'Food Service' section is active, showing 'Current Account Balance' (Family: \$0.00, Lunch Type: Full Pay), 'Today's Lunch Menu' (No lunch menu details available), and 'Lunch Calendar'. Below this, two student entries are listed: 'Big Brother (Heusner Elementary)' and 'Returning (Heusner Elementary)', both with 'There are no payment records for this student.' On the right, the 'Purchases for:' section is set to 'Fri Jul 18, 2014'. It shows two transaction tables for 'Big Brother (Heusner Elementary)' and 'Returning (Heusner Elementary)', both with 'No transactions for this date.' and 'Key Pad Number' fields.

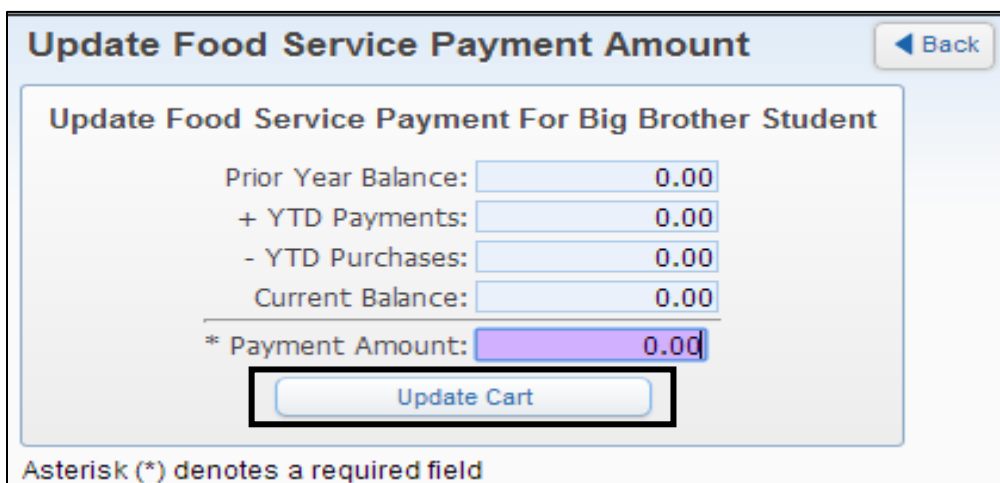
Click Make a Payment and the following screen appears.



The screenshot shows the 'Online Payment Entry - Single Point of Entry Interface'. The header indicates 'Online Payment Entry for User: Parent, Returning'. The 'Online Payment Vendor' is set to 'RevTrak', with 'Pay with Vendor' and 'Empty Cart' buttons. A message states: 'I would like to make an online payment for: (Please click the Update Payment Amount button to select an item to pay)'. Two student payment sections are visible: 'Student, Big Brother' and 'Student, Returning'. Each section shows 'Total Payment' (STUDEBIG000 and STUDERET000) as 0.00. Below each student name, there are input fields for 'Food Service Payment' and 'Fee Management Payment', both currently at 0.00. Each has an 'Update Payment Amount' button, 'Clear Items' link, and 'Current Balance' or 'Balance Due' of 0.00. A 'Total Payment for all Students' field at the bottom is also 0.00.

Click on Update Payment Amount on one of the Food Service Payment lines and this next screen appears.

Next, enter the amount of \$ you want to apply to the food service account and click Update Cart button.



The screenshot shows the 'Update Food Service Payment Amount' screen. It features a 'Back' button in the top right. The main heading is 'Update Food Service Payment For Big Brother Student'. Below this, there are several input fields: 'Prior Year Balance: 0.00', '+ YTD Payments: 0.00', '- YTD Purchases: 0.00', and 'Current Balance: 0.00'. The '* Payment Amount:' field is highlighted in purple and contains '0.00'. Below these fields is an 'Update Cart' button. At the bottom, a note states: 'Asterisk (*) denotes a required field'.

The amount entered in the last step will now show up on the food service line where it was entered. The amount will show up on only one student line, but will be available for all students in the family.

Online Payment Entry - Single Point of Entry Interface ← Back

Online Payment Entry for User: Parent, Returning

Online Payment Vendor:

I would like to make an online payment for: (Please click the Update Payment Amount button to select an item to pay)

Student, Big Brother ⓘ	Total Payment STUDEBIG000:	<input type="text" value="25.00"/>
Food Service Payment:	<input type="text" value="25.00"/> <input type="button" value="Update Payment Amount"/>	<input type="button" value="Clear Items"/> Current Balance: 0.00
Fee Management Payment:	<input type="text" value="0.00"/> <input type="button" value="Update Payment Amount"/>	<input type="button" value="Clear Items"/> Balance Due: 0.00

Student, Returning ⓘ	Total Payment STUDERET000:	<input type="text" value="0.00"/>
Food Service Payment:	<input type="text" value="0.00"/> <input type="button" value="Update Payment Amount"/>	<input type="button" value="Clear Items"/> Current Balance: 0.00
Fee Management Payment:	<input type="text" value="0.00"/> <input type="button" value="Update Payment Amount"/>	<input type="button" value="Clear Items"/> Balance Due: 0.00

Total Payment for all Students: